


# MERW 600 Series



B1 Satin Black



B2 Textured Black




M13 Anodized Silver



T6 Pewter




P9 Brushed Nickel



W13 Pearl Beige




W1 Yolk White



Z1 Satin Bronze



Z3 Textured Bronze




T4 Shimmer Gray



P2 Brushed Aluminum



W3 Textured White



W2 Gloss White



28435 Industry Drive., Valencia, California 91355  
West Coast Sales: 800-325-4448 / 661-257-0286 • fax 800-323-2346 / 661-257-0201  
[www.lightwayind.com](http://www.lightwayind.com) • [sales@lightwayind.com](mailto:sales@lightwayind.com)



Revision: 02/27/2024

# MERW-600-LED

## Construction:

- Steel housing and chassis
- Diffuser UV-stabilized, high impact resistant, DR acrylic
- 3/8" Sq Accent bars and rings are extruded aluminum

## Light Source:

- LED
- Dimming to 10% **Included**

## Notes:


- Keyhole slots top and bottom
- Top and bottom white acrylic lens - standard
- Not all material and accent styles are available
- Optional photocell (21) increases fixture depth 1 1/2"
- Optional lens cover (ALC) eliminates up/down light
- Optional battery backup
- UL and CUL listed **WET** location
- LED Components
  - Replaceable Module
  - CRI > 90
  - Universal 120/277 volt standard
  - 5-Year Warranty on LED Components

- You may also like the [MANW](#) or [MENW](#) Series


Type:	
Job Name:	



## DESIGN OPTIONS (Choose your cage design)



MERW-A    MERW-B    MERW-C<sup>D1</sup>    MERW-D    MERW-E    MERW-F<sup>D1</sup>

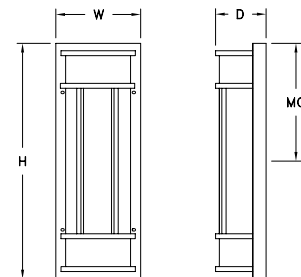


MERW-G<sup>D1</sup>    MERW-H<sup>D1</sup>    MERW-I    MERW-J    MERW-K<sup>D1</sup>    MERW-X

<sup>(1)</sup> Contact factory for assistance

### Fixture Overall Dimensions

- "H" - 12" - 16" - 18" - 26" - 38" - 50"
  - "W" - 6 1/2"
  - "D" - 4"
  - "D1" - 4 3/8"
  - "MC" - 6" - 8" - 9" - 13" - 19" - 25"
- See 900 or 1100 Series for other width options



28435 Industry Drive., Valencia, California 91355  
 West Coast Sales: 800-325-4448 / 661-257-0286 • fax 800-323-2346 / 661-257-0201  
[www.lightwayind.com](http://www.lightwayind.com) • [sales@lightwayind.com](mailto:sales@lightwayind.com)






# MERW-600-LED


## OPTIONAL CAGE ACCENTS (Not required, leave blank if undesired)

### 1) Optional Accent Location (Shown as "A" cage. Others are Similar)




(SC) Screen Complete    (CC) Center Complete    (CH) Center Half    (EC) End Complete

### 2) Accent Material (Required if Accent is chosen)



(S) Solid    (P) Perforated    (M) Mesh



(W) Waffle



(X) Custom<sup>(1)</sup>

<sup>(1)</sup> Contact factory for assistance

## ACCENT AVAILABILITY CHART BY CAGE STYLE

	A	B	C	D	E	F-H	I	J	K
SC	S,P,M,W	S,P,M,W	S,P,W	S,P,M,W		S,P,M,W	S,P,W	S,P,M,W	S,P,W
CC	S,P		S,P,W	S,P,M,W		S,P,M,W	---	---	S,P,W
CH	S,P,M,W	---	---	---		---		---	---

## ORDERING INFORMATION

Example: MERW-616-LED-O1C-3-B-Z1-WSA

MERW

Size	LED					Kelvin	Cage	Finish	Diffuser	Options
		Watts	Source Lumens	Dimming	Energy Star					
612-LED	F1H	9	1400	0-10v	YES	2 3000K	A	B1 Satin Black	WSA White Smooth Acrylic  Optional Cage Accents (See Page 2)  Material S Solid P Perforated Screen M Wire Mesh W Waffle Pattern  Style SC Screen Complete CC Center Complete EC Ends Complete CH Center Half OX Custom	DIM LED dimming driver (0 - 10v) DIMLD Line Voltage /TRIAC/ELV/120v Consult Factory  21 Photocell - Specify voltage 01 - 120 volt 02 - 277 volt ALC Aluminum Lens Cover - See Notes 42 All Aluminum Construction ES Energy Star listed components T24 Title 24/JA8 Compliant (F1Y configuration only)  39 J-Box with knockouts on all sides Battery Backup Options (Available with 0-10v only) BB10 10 Watts (1170lm) for 90-Minutes
	F1P	15	1361	TRIAC/ELV	YES	3 3500K	B	B2 Text Black		
						4 4000K	D	Z1 Satin Bronze		
616-LED	O1C	9	1210	0-10v	NO		E	Z3 Text Bronze		
618-LED	O2A	12	1600	0-10v	NO		F	W1 Yolk White		
626-LED	O2C	18	2420	0-10v	NO		G	W2 Gloss White		
626-LED	F1Y	30	3235	TRIAC/ELV	YES		H	W3 Text White		
638-LED	O3C	27	3630	0-10v	NO		I	T4 Shimmer Gray		
650-LED	O4C29	29	3412	0-10v	NO		J	M13 Anod Silver		
	O4C	36	4840	0-10v	NO		K	T6 Pewter		
							X	Optional (See Price List) M17 Brass Powder P2 Brushed Alum P9 Brushed Nickel		



28435 Industry Drive., Valencia, California 91355  
West Coast Sales: 800-325-4448 /661-257-0286 • fax 800-323-2346 /661-257-0201  
www.lightwayind.com • sales@lightwayind.com

