




MERW 1100 Series



B1 Satin Black




B2 Textured Black




M13 Anodized Silver



T6 Pewter




P9 Brushed Nickel




W13 Pearl Beige




W1 Yolk White



Z1 Satin Bronze




Z3 Textured Bronze




T4 Shimmer Gray



P2 Brushed Aluminum



W3 Textured White



W2 Gloss White



28435 Industry Drive., Valencia, California 91355
West Coast Sales: 800-325-4448 / 661-257-0286 • fax 800-323-2346 / 661-257-0201
www.lightwayind.com • sales@lightwayind.com



Revision: 02/27/2024

MERW-1100-LED

Construction:

- Steel housing and chassis
- Diffuser UV-stabilized, high impact resistant, DR acrylic
- 3/8" Sq Accent bars and rings are extruded aluminum

Light Source:

- LED
- Dimming to 10% **Included**

Notes:


- Keyhole slots top and bottom
- Top and bottom white acrylic lens - standard
- Not all material and accent styles are available
- Optional photocell (21) increases fixture depth 1 1/2"
- Optional lens cover (ALC) eliminates up/down light
- Optional battery backup
- UL and CUL listed **WET** location
- LED Components
 - Replaceable Module
 - CRI > 90
 - Universal 120/277 volt standard
 - 5-Year Warranty on LED Components

- You may also like the [MANW](#) or [MENW](#) Series


Type:	
Job Name:	



DESIGN OPTIONS (Choose your cage design)



MERW-A MERW-B MERW-C^{D1} MERW-D MERW-E MERW-F^{D1}



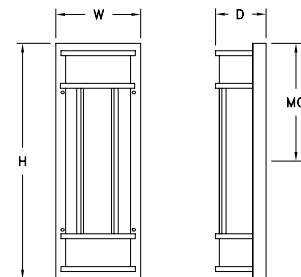
MERW-G^{D1} MERW-H^{D1} MERW-I MERW-J MERW-K^{D1} MERW-X

⁽¹⁾ Contact factory for assistance

Fixture Overall Dimensions

- "H" - 10" - 18" - 26" - 38" - 50"
- "W" - 11 1/4"
- "D" - 6 1/2"
- "D1" - 6 3/4"
- "MC" - 5" - 9" - 13" - 19" - 25"

• See 600 or 900 Series for other width options



28435 Industry Drive., Valencia, California 91355
 West Coast Sales: 800-325-4448 / 661-257-0286 • fax 800-323-2346 / 661-257-0201
 www.lightwayind.com • sales@lightwayind.com



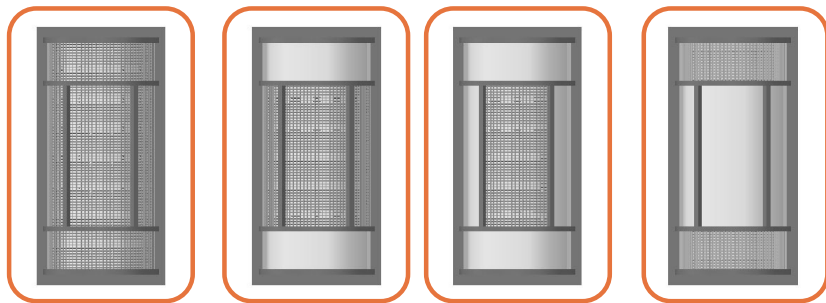
MERW-1100-LED

OPTIONAL CAGE ACCENTS

(Not required, leave blank if undesired)

1) Optional Accent Location


(Shown as "A" cage. Others are Similar)




(SC) Screen Complete (CC) Center Complete (CH) Center Half (EC) End Complete

2) Accent Material

(Required if Accent is chosen)



(S) Solid (P) Perforated (M) Mesh



(W) Waffle



(X) Custom⁽¹⁾

⁽¹⁾ Contact factory for assistance

ACCENT AVAILABILITY CHART BY CAGE STYLE

	A	B	C	D	E	F-H	I	J	K
SC	S,P,M,W	S,P,M,W	S,P,W	S,P,M,W		S,P,M,W	S,P,W	S,P,M,W	S,P,W
CC	S,P		S,P,W	S,P,M,W		S,P,M,W	---	---	S,P,W
CH	S,P,M,W	---	---	---		---		---	---

ORDERING INFORMATION

Example: **MERW-1118-LED-O3C-4-G-T4-WSA**

MERW

Size	LED					Kelvin	Cage	Finish	Diffuser	Options
		Watts	Source Lumens	Dimming	Energy Star					
					2 3000K	A	B1 Satin Black	WSA White Smooth Acrylic	DIM LED dimming driver (0 - 10v) DIMLD Line Voltage /TRIAC/ELV/120v Consult Factory	
				3 3500K	B	B2 Text Black				
				4 4000K	D	Z1 Satin Bronze				
					E	Z3 Text Bronze				
1110-LED	O2A	12	1600	0-10v	NO	F	W1 Yolk White	Optional Cage Accents (See Page 2)	21 Photocell - Specify voltage 01 - 120 volt 02 - 277 volt	
1118-LED	O3C	27	3630	0-10v	NO	G	W2 Gloss White			
1126-LED	O2C	18	2420	0-10v	NO	H	W3 Text White			
	O4C	36	4840	0-10v	NO	I	T4 Shimmer Gray	Material S Solid P Perforated Screen M Wire Mesh W Waffle Pattern	ALC Aluminum Lens Cover - See Notes 42 All Aluminum Construction ES Energy Star listed components T24 Title 24/JA8 Compliant (F1Y configuration only)	
	F1Y	30	3235	TRIAC/ELV	YES	J	M13 Anod Silver			
1138-LED	O3C	27	3630	0-10v	NO	K	T6 Pewter	Style SC Screen Complete CC Center Complete EC Ends Complete CH Center Half OX Custom	39 J-Box with knockouts on all sides Battery Backup Options (Available with 0-10v only) BB10 10 Watts (1170lm) for 90-Minutes	
	O6C	54	7260	0-10v	NO	X	Optional (See Price List)			
1150-LED	O4C29	29	3412	0-10v	NO		M17 Brass Powder			
	O4C	36	4840	0-10v	NO		P2 Brushed Alum			
	O8C	72	9680	0-10v	NO		P9 Brushed Nickel			



28435 Industry Drive., Valencia, California 91355
West Coast Sales: 800-325-4448 /661-257-0286 • fax 800-323-2346 /661-257-0201
www.lightwayind.com • sales@lightwayind.com

