




B1 Satin  
Black




B2 Textured  
Black



M13 Anodized  
Silver




T6 Pewter




W13 Pearl  
Beige




W1 Yolk White



Z1 Satin  
Bronze




Z3 Textured  
Bronze



T4 Shimmer  
Gray



W3 Textured  
White



W2 Gloss  
White



# SNLH-LED

## Construction:

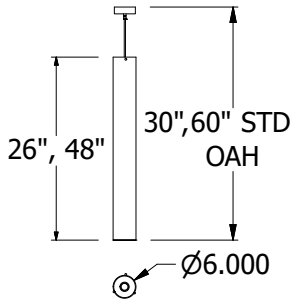
- Aluminum Chassis
- Diffuser is extruded white smooth acrylic

## Light Source:

- LED
- Dimming to 10% **Included**

## Notes:

- Canopy mounts to standard "J-Box"
- Custom mounting heights available
- Single ridge 15 degree swivel stem standard (1S15)
- Outward facing LED's for ambient light
- Bottom of fixture Features a MR16 Downlight
- UL and CUL listed **DAMP** location
- LED Components
  - Replaceable Module
  - CRI > 90
  - Universal 120/277 volt standard
  - 5-Year Warranty on LED Components



Type:	
Job Name:	



## ORDERING INFORMATION

Example: SNLH-48-LED-O16C50-4-T6-WSA-1S15-DIM-60"OAH-

### SNLH-48-LED

Size	LED					Kelvin	Finish	Diffuser	Options		
		Watts	Source Lumens	Dimming	Energy Star	2 3000K 4 4000K	<b>B1</b> Satin Black <b>B2</b> Text Black <b>Z1</b> Satin Bronze <b>Z3</b> Text Bronze <b>W1</b> Yolk White <b>W2</b> Gloss White <b>T4</b> Shimmer Gray <b>M13</b> Anod Silver <b>T6</b> Pewter <b>W13</b> Pearl Beige  Optional (See Price List) <b>M17</b> Brass Powder	<b>WSA</b> White Smooth Acrylic	<b>DIM</b> LED dimming driver (0-10V) <b>90CRI</b> Consult Factory <b>DNMR16</b> -Downlight (No Dim)  <b>(Suspension Systems)</b>  <b>1S15</b> - Single 15° Swivel Stem (Standard) <b>WSJ</b> - White "SJ" Cord <b>BSJ</b> - Black "SJ" Cord  <b>(OverAll Height)</b> Please list <b>Over All Height</b> <b>36OAH</b> - Standard for 26" fixture <b>60OAH</b> - Standard for 48" fixture <b>xxOAH</b> - Specify Custom Length		
<b>26-LED</b>	<b>O8C36</b>	36	4840	0-10v	NO						
<b>48-LED</b>	<b>O16C50</b>	50	6015	0-10v	NO						
**Includes a 6-watt MR16 downlight, non-dimmable on separate circuit. Downlight circuit can be tied to non dimming side ambient light											



28435 Industry Drive., Valencia, California 91355  
 800-325-4448 / 661-257-0286 • fax 800-323-2346 / 661-257-0201  
 www.lightwayind.com • sales@lightwayind.com

