


# MRAW Series



*Post Top See FOLP*



B1 Satin Black



B2 Textured Black



M13 Anodized Silver



T6 Pewter




P9 Brushed Nickel




W13 Pearl Beige




W1 Yolk White



Z1 Satin Bronze




Z3 Textured Bronze




T4 Shimmer Gray



P2 Brushed Aluminum



W3 Textured White



W2 Gloss White



28435 Industry Drive., Valencia, California 91355  
West Coast Sales: 800-325-4448 / 661-257-0286 • fax 800-323-2346 / 661-257-0201  
www.lightwayind.com • sales@lightwayind.com



Revision: 02/27/2024

# MRAW-Series-LED

## Construction:

- Steel housing and chassis
- Diffuser UV-stabilized, high impact resistant, DR acrylic
- Accent bars and rings are extruded aluminum

## Light Source:

- LED
- Dimming to 10% **Included**

## Notes:

- Integral mounting plate; keyhole slots
- Top and bottom white acrylic lens - standard
- Not all material and accent styles are available
- Optional photocell (21) increases fixture depth 1 1/2"
- Optional lens cover (ALC) eliminates up/down light
- Optional battery backup
- UL and CUL listed **WET** location
  - Replaceable Module
  - CRI > 90
  - Universal 120/277 volt standard
  - 5-Year Warranty on LED Components

Type:	
Job Name:	



Height - 16" - 20" - 26" - 38" - 50"  
 Width - 9"  
 Depth - 5 1/2"  
 MC - 8" - 10" - 13" - 19" - 25"



## ORDERING INFORMATION

Example: MRAW-916-LED-F-O2C-4-T4-WSA

## MRAW

Size	LED					Kelvin	Cage	Finish	Diffuser	Options
		Watts	Source Lumens	Dimming	Energy Star					
						2 3000K 3 3500K 4 4000K	A B C D E F X	B1 Satin Black B2 Text Black Z1 Satin Bronze Z3 Text Bronze W1 Yolk White W2 Gloss White T4 Shimmer Gray M13 Anod Silver T6 Pewter W13 Pearl Beige  Optional (See Price List) M17 Brass Powder P2 Brushed Alum P9 Brushed Nickel	WSA White Smooth Acrylic  Optional Cage Accents (See Page 2)  Material S Solid P Perforated Screen M Wire Mesh W Waffle Pattern Style SC Screen Complete CC Center Complete EC Ends Complete CH Center Half OX Custom	DIM LED dimming driver (0 - 10v)  21 Photocell - Specify voltage 01 - 120 volt 02 - 277 volt  ALC Aluminum Lens Cover - See Notes 39 J-Box with knockouts on all sides  Battery Backup Options (Available with 0-10v only) BB10 10 Watts (1170lm) for 90-Minutes
916-LED	O2C	18	2420	0-10v	NO					
920-LED	O2C	18	2420	0-10v	NO					
	O4B	29	4000	0-10v	NO					
926-LED	O2C	18	2420	0-10v	NO					
	O4C	36	4840	0-10v	NO					
938-LED	O3C	27	3630	0-10v	NO					
	O6C	54	7260	0-10v	NO					
950-LED	O4C29	29	3412	0-10v	NO					
	O4C	36	4840	0-10v	NO					
	O8C	72	9680	0-10v	NO					




28435 Industry Drive., Valencia, California 91355  
 800-325-4448 / 661-257-0286 • fax 800-323-2346 / 661-257-0201  
 www.lightwayind.com • sales@lightwayind.com



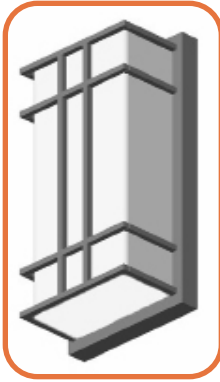


# MRAW Series

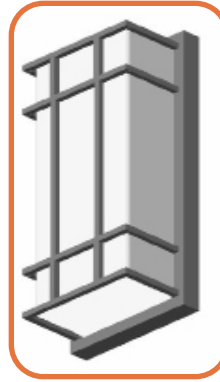
## Cage Styles and Accents



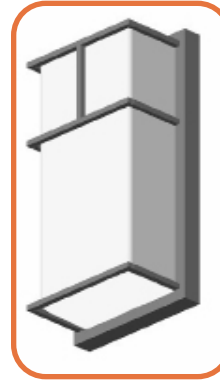
**MRAW-A**



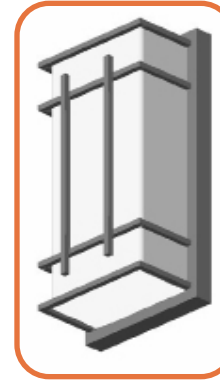
**MRAW-B**



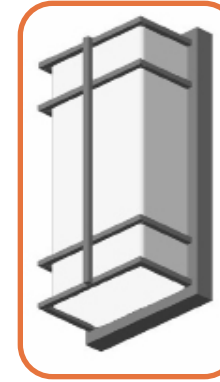
**MRAW-C**




**MRAW-D**




**MRAW-E**



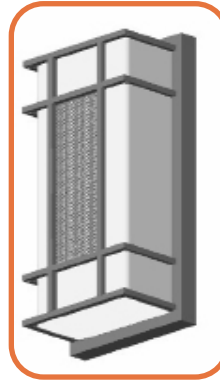
**MRAW-F**



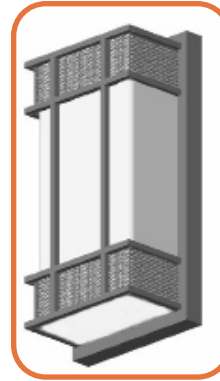
**SC**  
Screen  
Complete



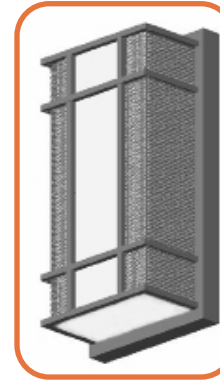
**CC**  
Center  
Complete



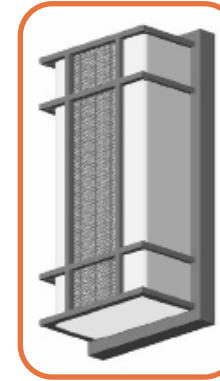
**CH**  
Center  
Half



**EC**  
Ends  
Complete




**SF**  
Sides  
Full




**CF**  
Center  
Full




**Solid**



**Mesh**



**Perforated**



**Waffle**

