


MINW Series



B1 Satin Black



B2 Textured Black




M13 Anodized Silver



T6 Pewter




P9 Brushed Nickel




W13 Pearl Beige



W1 Yolk White



Z1 Satin Bronze



Z3 Textured Bronze




T4 Shimmer Gray



P2 Brushed Aluminum



W3 Textured White



W2 Gloss White



28435 Industry Drive., Valencia, California 91355
West Coast Sales: 800-325-4448 / 661-257-0286 • fax 800-323-2346 / 661-257-0201
www.lightwayind.com • sales@lightwayind.com



Revision: 02/27/2024

MINW-LED

Construction:

- Housing and chassis is steel
- Diffuser UV-stabilized, high impact resistant, DR acrylic
- Accent bars and rings are extruded aluminum

Light Source:

- LED
- Dimming to 10% **Included**

Notes:

- Integral mounting plate; keyhole slots left and right
- Top and bottom white acrylic lens – standard
- Not all material and accent styles are available
- Optional lens cover (ALC) eliminates up/down light
- Optional photocell (21) increases fixture depth 1 1/2"
- BUG Rating: B0 - U3 - G2
- UL and CUL listed **WET** location
 - Replaceable Module
 - CRI > 90
 - Universal 120/277 volt standard
 - 5-Year Warranty on LED Components

Type:	
Job Name:	



MINW

Height - 16" - 20" - 26" - 38" - 50"

Width - 9"

Depth - 4"

MC - 8" - 10" - 13" - 19" - 25"



ORDERING INFORMATION

Example: MINW-920-LED-02C-4-B-Z3-WSA

MINW

Size	LED					Kelvin	Cage	Finish	Diffuser	Options
		Watts	Source Lumens	Dimming	Energy Star					
						2 3000K 3 3500K 4 4000K	A B C D X	B1 Satin Black Z1 Satin Bronze Z3 Text Bronze W1 Yolk W2 Gloss White W3 Text White B2 Text Black T4 Shimmer Gray M13 Anod Silver T6 Pewter W13 Pearl Beige	WSA White Smooth Acrylic Optional Cage Accents (See Page 2) Material S Solid P Perforated Screen M Wire Mesh W Waffle Pattern Style SC Screen Complete CC Center Complete CH Center Half EC Ends Complete SF Sides Full CF Center Full OX Custom	DIM LED dimming driver (0 - 10v) Dimming to 10% (Included) 21 Photocell - Specify voltage 01 - 120 volt 02 - 277 volt 42 All Aluminum Construction ALC Aluminum Lens Cover - See Notes 39 J-Box with knockouts on all sides Battery Backup Options (Available with 0-10v only) BB10 10 Watts (1170lm) for 90-Minutes
916-LED	O2C	18	2420	0-10v	NO					
920-LED	O2C	18	2420	0-10v	NO					
	O4B	29	4000	0-10v	NO					
926-LED	O2C	18	2420	0-10v	NO					
	O4C	36	4840	0-10v	NO					
938-LED	O3C	27	3630	0-10v	NO					
	O6C	54	7260	0-10v	NO					
950-LED	O4C29	29	3412	0-10v	NO					
	O4C	36	4840	0-10v	NO					
	O8C	72	9680	0-10v	NO					




28435 Industry Drive., Valencia, California 91355
800-325-4448 / 661-257-0286 • fax 800-323-2346 / 661-257-0201
www.lightwayind.com • sales@lightwayind.com

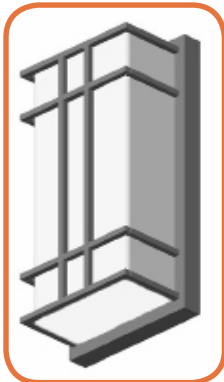


MINW Series

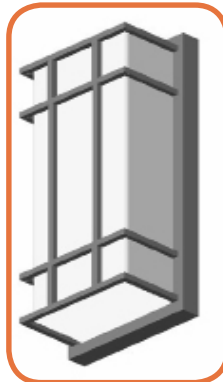
Cage Styles and Accents



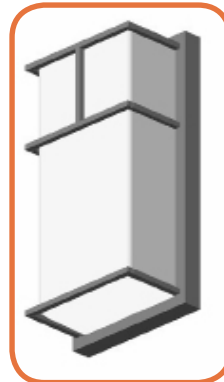
MINW-A




MINW-B




MINW-C



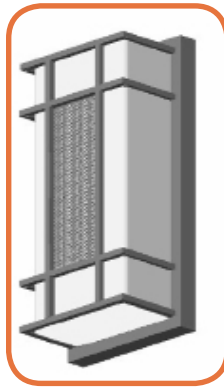
MINW-D



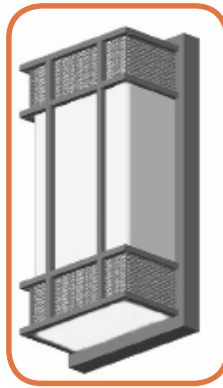
SC
Screen
Complete




CC
Center
Complete



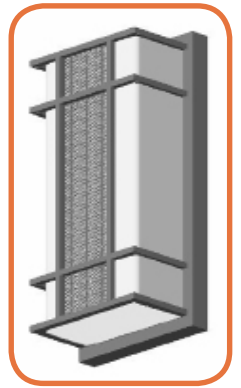
CH
Center
Half



EC
Ends
Complete




SF
Sides
Full




CF
Center
Full




(S) Solid



Mesh



Perforated



Waffle



28435 Industry Drive., Valencia, California 91355
 West Coast Sales: 800-325-4448 / 661-257-0286 • fax 800-323-2346 / 661-257-0201
www.lightwayind.com • sales@lightwayind.com

