

LCWC-LED

Construction:

- Bottom Diffuser is a White Textured Acrylic
- Side Diffuser is a Translucent Bonded Linen Material with a variety of color options.
- 5/8" sq Stained Oak accent trim

Light Source:

- LED
- Dimming to 10% **Included**

Notes:

- Mounting Kit Included for standard J-box
- Multiple canopy and stem options available.
- Custom overall heights available
- The LCWC has a typical leadtime of 6 weeks, consult with factory for any minimum order quantities and setup fees
- UL and CUL listed **DAMP** location
- LED Array
 - Replaceable Module
 - CRI > 80
 - Dimming (10% or 1%)
 - Universal 120/277 volt standard
 - 5-Year Warranty on LED Components

Type:	
Job Name:	





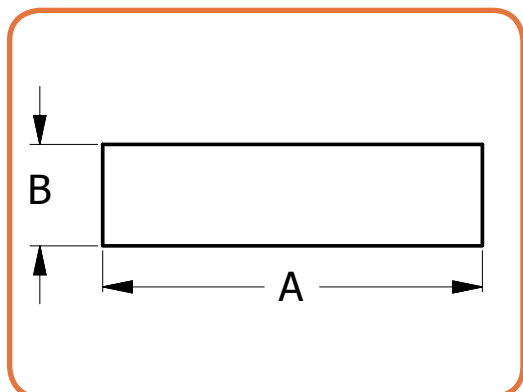
Shown with White Linen Acrylic Side Lens and Dark Wood Stain

- Pendant mounted version available, See **LCWH**



DIFFUSER OPTIONS





Shown with Battery Backup Extension Ring

Battery Backup Options

(Requires 1 3/4" extension ring)

Not available in LCWC-12



- LCWC-16
- LCWC-20
- LCWC-25
- LCWC-31

DIM 'A'	DIM 'B'
16"	4.5"
20"	5.25"
25"	8"
31"	8"

ORDERING INFORMATION

Example: LCWC-16-LED-F1P-4-S02-CTA-DIM

LCWC

Size	LED	Watts	Source Lumens	Dimming	Energy Star	Kelvin	Cage	Wood	Diffusers	Options
16-LED	F1K	13	2115	0-10v	YES	2 3000K 4 4000K Optional 3 3500K		S01 Light Stain 	WLA White Linen Acrylic CTA Chocolate Textured Acrylic Optional Trim Options (Consult Factory) RTA Rapid Textured Acrylic BTA Black Textured Acrylic Bottom Diffuser WTA White Textured Acrylic	DIM LED dimming driver (0 - 10v) DIMLD Line Voltage /TRIAC/ELV/120v See Resource Page ES Energy Star listed components 90CRI Consult Factory OCCHFA Concealed Occupancy Sensor See Sensor Resource Sheet Battery Backup Options (Available with 0-10v only) (Requires 1 3/4" extension ring) Not available in LCWC-31 BB10 10 Watts (1170lm) for 90-Minutes
	F1P	15	1724	TRIAC/ELV	YES					
	F1Q	23	2540	TRIAC/ELV	YES					
	2E26		0	TRIAC/ELV	NO					
20-LED	L1A	36	4000	0-10v	NO			S02 Dark Stain 		
	2E26		0	TRIAC/ELV	NO					
25-LED	L1A	36	4000	0-10v	NO					
31-LED	O4C	36	4840	0-10v	NO					
	O8C	72	9680	0-10v	NO					
	O12C	107	14520	0-10v	NO					
	8E26		0	TRIAC/ELV	NO					



28435 Industry Drive., Valencia, California 91355
 West Coast Sales: 800-325-4448 /661-257-0286 • fax 800-323-2346 /661-257-0201
 East Coast Sales: 866-350-0991 • fax 866-490-5754
 www.lightwayind.com • sales@lightwayind.com

