

LCBC-WOOD

Construction:

- Faux wood side diffuser with metal barstock accents, available with non-translucent or semi-translucent lens options, designed to suit a variety of aesthetic and functional design intents.
- The light distribution is set at 10% upward and 90% downward, with minimal to no side light transmission, depending on the selected diffuser.
- Bottom Diffuser is a White Textured Acrylic
- The fixture is constructed from durable steel and feature a sleek powder-coated finish for added protection and style with and Acrylic lens.

Light Source:

- LED
- Incandescent socket base

Notes:

- Mounting Kit Included for standard J-box
- Custom overall heights available
- Finish options applies only with optional battery backup extension ring
- **Build America, Buy America Act Compliant**
- UL and CUL listed **DAMP** location
- LED Array
 - Replaceable Module
 - CRI > 90
 - Dimming (10% or 1%)
 - Universal 120/277 volt standard
 - 5-Year Warranty on LED Components

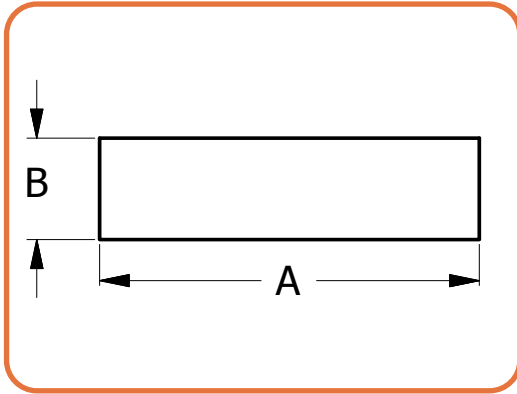
Type:	
Job Name:	



- For a pendant mounted version see the **LCBH**

DIFFUSER OPTIONS





For pendant mount version see LCBH



	DIM 'A'	DIM 'B'
LCBC-12	12.25"	4.5"
LCBC-15	15"	4.5"
LCBC-19	19"	5.25"
LCBC-24	24"	8"
LCBC-30	30"	8"
LCBC-36	36"	8"



Shown with optional battery back, adds 1 3/4" to fixture height

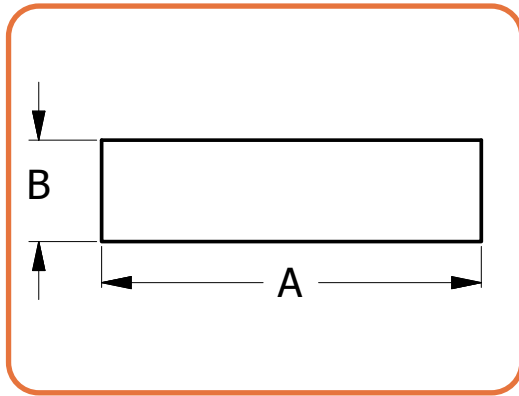
LED BASED ORDERING INFORMATION

Example: LCBC-15-LED-F1P-4-T6-DV1-DIM

LCBC

Size	LED					Kelvin	Bars	Side Diffusers	Options
		Watts	Source Lumens	Dimming	Energy Star				
12-LED	F1L	9	1400	0-10v	YES	1 2700K	See Finishes Options Page 4	Maple DV1 Opaque Maple DT1 Semi-Translucent Maple Bamboo DV2 Opaque Bamboo DT2 Semi-Translucent Bamboo Teak DV3 Opaque Teak DT3 Semi-Translucent Teak Walnut DV4 Opaque Walnut DT4 Semi-Translucent Walnut	DIM LED dimming driver (0 - 10v) DIMLD Line Voltage /TRIAC/ELV/120v See Resource Page ES Energy Star listed components T24 Title 24/JA8 Compliant (F10, F1P & F1Q configuration only) CF - Center Finial OCCHFA Concealed Occupancy Sensor See Sensor Resource Sheet Battery Backup Options (Requires 1 3/4" extension ring) Note available in LCVC-12 BB10 10 Watts (1170lm) for 90-Minutes
	F1O	10	863	TRIAC/ELV	YES	2 3000K			
	F1P	15	1361	TRIAC/ELV	YES	3 3500K			
						4 4000K			
						5 5000K			
15-LED	F1K	13	2115	0-10v	YES				
	F1P	15	1361	TRIAC/ELV	YES				
	F1Q	23	2057	TRIAC/ELV	YES				
19-LED	L1A	36	4000	0-10v	NO				
	F1Q	23	2057	TRIAC/ELV	YES				
24-LED	L1A	36	4000	0-10v	NO				
30-LED	O4C	36	4840	0-10v	NO				
36-LED	O8C	72	9680	0-10v	NO				
	O12C	107	14520	0-10v	NO				





For pendant mount version see LCVH



	DIM 'A'	DIM 'B'
LCBC-12	12.25"	4.5"
LCBC-15	15"	4.5"
LCBC-19	19"	5.25"
LCBC-24	24"	8"
LCBC-30	30"	8"
LCBC-36	36"	8"

INCANDESCENT BASED ORDERING INFORMATION

Example: LCBC-36-8E26-NL-T6-DV3

LCBC


NL

Size	Socket	Watts	Source Lumens	Dimming	Energy Star	Kelvin	Bars	Side Diffusers	Options
12	2E26			TRIAC/ELV		NL Lamps provided by others	See Finishes Options Page 4	Maple DV1 Opaque Maple DT1 Semi-Translucent Maple Bamboo DV2 Opaque Bamboo DT2 Semi-Translucent Bamboo Teak DV3 Opaque Teak DT3 Semi-Translucent Teak Walnut DV4 Opaque Walnut DT4 Semi-Translucent Walnut	CF - Center Finial
15	2E26			TRIAC/ELV					
19	3E26			TRIAC/ELV					
24	4E26			TRIAC/ELV					
30	8E26			TRIAC/ELV					
36									




FINISHES


Standard Finishes



W1 Yolk



W2 Gloss White



W3 Textured White



W13 Pearl Beige



B1 Satin Black




B2 Textured Black




Z3 Textured Bronze




Z1 Satin Bronze




M13 Anodized Silver




T4 Shimmer Gray




T6 Pewter



T1 Silver Gray



T5 Textured Silver



M17 Brass Powder

Premium Finishes - Contact Factory For Pricing



U12 Parkers Blue



U13 Cornflower Blue



A15 Medium Gray



G13 Sage Green



W18 Sand Fossil



R4 Deep Red



M20 Tuscan Sun



D12 Butterscotch

DISCLAIMER:

Colors displayed on your screen may vary slightly from the actual product color due to differences in monitor calibration and lighting conditions. Sample chips are available upon request. **Not all finishes are available with all fixtures. Please consult factory for premium finishes.**



28435 Industry Drive., Valencia, California 91355
800-325-4448 / 661-257-0286 • fax 800-323-2346 / 661-257-0201
www.lightwayind.com • sales@lightwayind.com

