

# REHW Series LED

## Construction:


- Steel housing and chassis
- White textured polycarbonate lens

## Light Source:



- LED
- Dimming to 10% **Included**

## Notes:

- Mounting - See notes below dimensions
- Horizontal or vertical mounting
- ADA compliant
- Optional battery backup
- UL and CUL listed DAMP location
- LED Components
  - Replaceable Module
  - CRI > 90
  - Universal 120/277 volt standard
  - 5-Year Warranty on LED Components



Type:	
Job Name:	



<b>REHW-315</b> Height - 15" Width - 3" Depth - 4"	<b>REHW-326</b> Height - 26" Width - 3" Depth - 4"	<b>REHW-415</b> Height - 15" Width - 4.25" Depth - 4"	<b>REHW-426</b> Height - 26" Width - 4.25" Depth - 4"
---	---	--	--

Mounts to 2 x 4 box/opening oriented to match fixture's linear dimension

Mounts to standard J box



## Example: REHW-326-LED-O2C-3-T6-WTP

## REHW

Size	LED					Kelvin	Cage	Finish	Diffuser	Options
		Watts	Source Lumens	Dimming	Energy Star					
						2 3000K 3 3500K 4 4000K		<b>B1</b> Satin Black <b>B2</b> Text Black <b>Z1</b> Satin Bronze <b>Z3</b> Text Bronze <b>W1</b> Yolk White <b>W2</b> Gloss White <b>W3</b> Text White <b>T4</b> Shimmer Gray <b>M13</b> Anod Silver <b>T6</b> Pewter <b>W13</b> Pearl Beige  <b>Optional</b> (See Price List)  <b>M17</b> Brass Powder <b>P2</b> Brushed Alum <b>P9</b> Brushed Nickel	<b>WTP</b> White Textured Polycarbonate  <b>Optional Lens Material</b> (see Price List)  <b>WLA</b> White Linen Acrylic <b>RTA</b> Rapid Textured Acrylic	<b>DIM</b> LED dimming driver (0 - 10v) <b>DIMLD</b> Line Voltage /TRIAC/ELV/120v See Resource Page  <b>ES</b> Energy Star listed components <b>T24</b> Title 24/JA8 Compliant (F1Y configuration only)  <b>Battery Backup Options</b> (415 & 426 Series only) <b>BB10</b> 10 Watts (1170lm) for 90-Minutes
<b>315-LED</b>	<b>O1C</b>	9	1210	0-10v	NO					
<b>415-LED</b>	<b>O1C</b>	9	1210	0-10v	NO					
<b>326-LED</b>	<b>O2C</b>	18	2420	0-10v	NO					
	<b>F1Y</b>	30	3235	TRIAC/ELV	YES					
<b>426-LED</b>	<b>O2C</b>	18	2420	0-10v	NO					
	<b>F1Y</b>	30	3235	TRIAC/ELV	YES					



28435 Industry Drive., Valencia, California 91355  
 West Coast Sales: 800-325-4448 /661-257-0286 • fax 800-323-2346 /661-257-0201  
 East Coast Sales: 866-350-0991 • fax 866-490-5754  
 www.lightwayind.com • sales@lightwayind.com

