



Versatile ADA-Compliant Wall Sconce

Clean lines with your choice of 24 optional finishes, best describes the simplicity of the LCFW wall sconce while allowing your choice of faux wood lenses. Designed for damp-listed environments, it offers versatility for a range of applications.

Optional features include integral battery backup and occupancy sensor for enhanced functionality..

Proudly **handcrafted in the United States**, this fixture complies with **Buy American, Build America (BABA) standards**, ensuring quality and accountability.



28435 Industry Drive., Valencia, California 91355
800-325-4448 / 661-257-0286 • fax 800-323-2346 / 661-257-0201
www.lightwayind.com • sales@lightwayind.com



Construction:

- Steel housing and chassis
- Diffuser: Your choice of faux wood grain lens
- Washable diffuser with a damp cloth


Light Source:

- LED
- Dimming to 10% **Included**

Notes:

- Keyhole slots or center lockup for standard J-box
- Large selection of lens options
- Open top and bottom
- Optional Battery Backup
- ADA compliant
- **Build America, Buy America Act Compliant**
- UL and CUL listed **DAMP** location
 - CRI > 90
 - Universal 120/277 volt standard
 - 5-Year Warranty on LED Components

Type:	
Job Name:	



LCFW-11

Height - 11"
Width - 10"
Depth - 4"

LCFW-16

Height - 15 1/2"
Width - 13 7/8"
Depth - 4"



ORDERING INFORMATION


Example: **LCFW-16-LED-1FH-4-Z3-DT3**

LCFW


Size	LED					Kelvin	Cage	Finish	Diffuser	Options
		Watts	Source Lumens	Dimming	Energy Star					
11-LED	F1H	9	1400	0-10v	YES	2 3000K 3 3500K 4 4000K		See Finish Options Page 3	Diffuser options See page 4	DIM LED dimming driver (0 - 10v) DIMLD Line Voltage /TRIAC/ELV/120v See Resource Page ES Energy Star listed components T24 Title 24/JA8 Compliant (F10 & F1P configuration only) OCCHFB Concealed Occupancy Sensor <i>(02A Configuration Only)</i> See Sensor Resource Sheet Battery Backup Options <i>(Available with 0-10v only)</i> BB10 10 Watts (1170lm) for 90-Minutes
	F1O	10	863	TRIAC/ELV	YES					
	F1P	15	1361	TRIAC/ELV	YES					
	O2A	12	1600	0-10v	NO					
	F1J	20	2820	0-10v	YES					
16-LED	F1H	9	1400	0-10v	YES					
	F1P	15	1361	TRIAC/ELV	YES					
	O2A	12	1600	0-10v	NO					
	O2C	18	2420	0-10v	NO					




Standard Finishes



W1 Yolk



W2 Gloss White



W3 Textured White



W13 Pearl Beige



B1 Satin Black




B2 Textured Black




Z3 Textured Bronze




Z1 Satin Bronze



M13 Anodized Silver



T4 Shimmer Gray




T6 Pewter



T1 Silver Gray



T5 Textured Silver



M17 Brass Powder

Premium Finishes - Contact Factory For Pricing



U12 Parkers Blue



U13 Cornflower Blue



A15 Medium Gray



G13 Sage Green



W18 Sand Fossil



R4 Deep Red



M20 Tuscan Sun



D12 Butterscotch



P2 Brushed Aluminum



P9 Brushed Nickel

DISCLAIMER:

Colors displayed on your screen may vary slightly from the actual product color due to differences in monitor calibration and lighting conditions. Sample chips are available upon request. **Not all finishes are available with all fixtures. Please consult factory for premium finishes.**




28435 Industry Drive., Valencia, California 91355
800-325-4448 / 661-257-0286 • fax 800-323-2346 / 661-257-0201
www.lightwayind.com • sales@lightwayind.com





DIFFUSER COLORS

Walnut (DT4)



Teak (DT3)



Bamboo (DT2)



Maple (DT1)

DISCLAIMER:

Colors displayed on your screen may vary slightly from the actual product color due to differences in monitor calibration and lighting conditions. Sample chips are available upon request. **Not all finishes are available with all fixtures. Please consult factory for premium finishes.**



28435 Industry Drive., Valencia, California 91355
800-325-4448 / 661-257-0286 • fax 800-323-2346 / 661-257-0201
www.lightwayind.com • sales@lightwayind.com

