



**Elevate your space with this contemporary framed wall sconce**, designed for damp-listed environments and available in two sizes ranging from 15 to 27 inches in height. Its standout feature is a washable lens, customizable in a wide array of colors. A white diffused side lens offers a soft, architectural glow, creating a warm and ambient halo around the fixture. Complement the design with your choice of metal finishes to perfectly match your interior aesthetic.

Optional features include integral battery backup and occupancy sensor for enhanced functionality.

Proudly **handcrafted in the United States**, this fixture complies with **Buy American, Build America (BABA) standards**, ensuring quality and accountability.



# LBLW-COLORS

## Construction:

- Steel housing and chassis
- Front diffuser: Your choice of 22 standard colors with additional colors available upon request.
- Side Diffuser: White polycarbonate lens providing top/bottom and side lens output.


## Light Source:

- LED
- Dimming to 10% **Included**

## Notes:

- Mounts to standard J-box
- Custom cage styles available
- ADA compliant
- Optional Battery Backup
- **Build America, Buy America Act Compliant**
- UL and CUL listed **DAMP** location
  - Replaceable Module
  - CRI > 90
  - Universal 120/277 volt standard
  - 5-Year Warranty on LED Components

Type:	
Job Name:	



Shown with Azure Colored  
Diffuser (CT20)

### LBLW-15

Height - 15"  
Width - 6.5"  
Depth - 3.5"

### LBLW-27

Height - 27"  
Width - 6.5"  
Depth - 3.5"



## ORDERING INFORMATION

Example: LBLW-27-LED-O2C-3-Z3-CT20

### LBLW

Size	LED					Kelvin		Finish	Front Diffuser	Options
		Watts	Source Lumens	Dimming	Energy Star	2 3000K 3 3500K 4 4000K		See Finish Options Page 3	Diffuser options See page 4	DIM LED dimming driver (0 - 10v)
15-LED	O1C13	9	1400	0-10v	NO					
27-LED	O2C	18	2420	0-10v	NO					
	O2C32	32	3654	0-10v	NO					
										<b>OCCHFA</b> Concealed Occupancy Sensor See Sensor Resource Sheet  <b>Battery Backup Options</b> (Available with 0-10v only) <b>BB10</b> 10 Watts (1170lm) for 90-Minute



28435 Industry Drive., Valencia, California 91355  
800-325-4448 / 661-257-0286 • fax 800-323-2346 / 661-257-0201  
www.lightwayind.com • sales@lightwayind.com



Revision: 06/20/2025

## Standard Finishes



W1 Yolk



W2 Gloss White



W3 Textured White



W13 Pearl Beige



B1 Satin Black



B2 Textured Black



Z3 Textured Bronze




Z1 Satin Bronze



M13 Anodized Silver



T4 Shimmer Gray



T6 Pewter



T1 Silver Gray



T5 Textured Silver



M17 Brass Powder

## Premium Finishes - Contact Factory For Pricing



U12 Parkers Blue




U13 Cornflower Blue



A15 Medium Gray



G13 Sage Green



W18 Sand Fossil



R4 Deep Red



M20 Tuscan Sun



D12 Butterscotch



P2 Brushed Aluminum



P9 Brushed Nickel

### DISCLAIMER:

Colors displayed on your screen may vary slightly from the actual product color due to differences in monitor calibration and lighting conditions. Sample chips are available upon request. **Not all finishes are available with all fixtures. Please consult factory for premium finishes.**



28435 Industry Drive., Valencia, California 91355  
800-325-4448 / 661-257-0286 • fax 800-323-2346 / 661-257-0201  
www.lightwayind.com • sales@lightwayind.com





# DIFFUSER COLORS

## Primary Colors



Black (CT01)



Blue (CT02)



Green (CT03)



Red (CT04)



Yellow (CT05)

## Earthtone Colors



Mint (CT27)



Sand (CT30)



Nutmeg (CT28)



Slate (CT29)



Azure (CT20)



Dusty Rose (CT25)



Taupe (CT23)



Cape Cod (CT31)



Peach (CT32)



Olive (CT22)

## Retro Colors



Harvest Gold (CT40)



Pumpkin (CT44)



Avocado (CT41)



Tobacco (CT42)



Parchment (CT43)

***Custom lens colors available, contact factory with Pantone or HEX code***

### DISCLAIMER:

Colors displayed on your screen may vary slightly from the actual product color due to differences in monitor calibration and lighting conditions. Sample chips are available upon request. **Not all finishes are available with all fixtures. Please consult factory for premium finishes.**



28435 Industry Drive., Valencia, California 91355  
800-325-4448 / 661-257-0286 • fax 800-323-2346 / 661-257-0201  
www.lightwayind.com • sales@lightwayind.com

