



The LBKW family of wall sconces combines versatility with artistic freedom. This ADA-compliant, damp location-rated fixture comes standard with nine distinctive designs and offers nearly limitless customization potential—from company logos to imaginative motifs like lions, tigers, or bears. Choose from 24 unique metal finishes and a wide range of lens options, including faux wood, laminated linen, and a spectrum of color choices to suit any aesthetic.

Optional features include integral battery backup and occupancy sensor for enhanced functionality..

Proudly **handcrafted in the United States**, this fixture complies with **Buy American, Build America (BABA) standards**, ensuring quality and accountability.



28435 Industry Drive., Valencia, California 91355
800-325-4448 / 661-257-0286 • fax 800-323-2346 / 661-257-0201
www.lightwayind.com • sales@lightwayind.com



LBKW-COLORS

Construction:

- Welded steel housing and chassis
- Front diffuser - Twenty standard colors to choose from with custom colors always available upon request. Designed for both aesthetics and durability; surface is easily cleanable with a damp cloth.
- Side diffuser - White acrylic lens fully encases all four vertical sides of the fixture, delivering uniform ambient illumination and soft perimeter glow.

Light Source:

- LED
- Dimming to 10% **Included**

Notes:

- Mounts to standard J-box
- Custom design styles available
- ADA compliant
- Optional Battery Backup
- Build America, Buy America Act Compliant**
- UL and CUL listed **DAMP** location
 - Replaceable LED Module
 - CRI > 90
 - Universal 120/277 volt standard
 - 5-Year Warranty on LED Components

LBKW-15

Height - 15"
Width - 6.5"
Depth - 3.5"

LBKW-27

Height - 27"
Width - 6.5"
Depth - 3.5"

Type:

Job Name:



ORDERING INFORMATION

Example: LBKW-27-LED-O2C-3-A-B1-CT30

LBKW

Size	LED					Kelvin	Designs	Finish	Diffuser	Options
		Watts	Source Lumens	Dimming	Energy Star					
15-LED	O1C13	9	1400	0-10v	NO	1 2700K 2 3000K 3 3500K 4 4000K 5 5000K	Design options See page 4	See Finish Options Page 4	Color Options on Page 5 (CV##) Opaque/Solid (Part number example: CV-31) CV = Opaque/Solid side diffuser 31 = Burnt Orange color from page 5 (CT)## Semi-Translucent (Part number example: CT-40) CT = Semi-Translucent side diffuser 40 = Harvest Gold color from page 5	DIM LED dimming driver (0 - 10v) OCCHFA Concealed Occupancy Sensor - See Sensor Resource Sheet Battery Backup Options (Available with 0-10v only) BB10 10 Watts (1170lm) for 90-Minute
27-LED	O2C	18	2420	0-10v	NO					
	O2C32	32	3654	0-10v	NO					



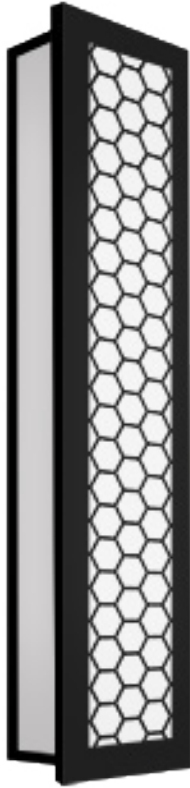
28435 Industry Drive., Valencia, California 91355
800-325-4448 / 661-257-0286 • fax 800-323-2346 / 661-257-0201
www.lightwayind.com • sales@lightwayind.com




Revision: 06/30/2025



(A)



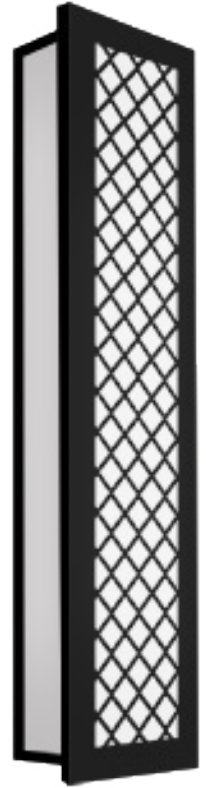
(B)




(C)



(D)




(E)



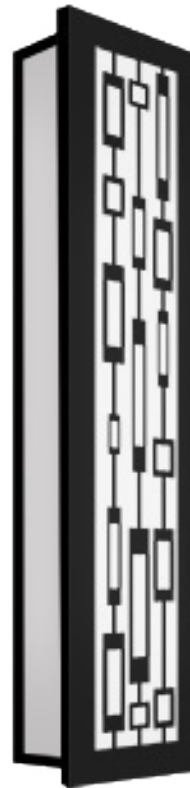
(F)



(G)



(H)




(I)


(X)




Standard Finishes



W1 Yolk



W2 Gloss White



W3 Textured White



W13 Pearl Beige



B1 Satin Black




B2 Textured Black




Z3 Textured Bronze




Z1 Satin Bronze




M13 Anodized Silver



T4 Shimmer Gray




T6 Pewter



T1 Silver Gray



T5 Textured Silver



M17 Brass Powder

Premium Finishes - Contact Factory For Pricing



U12 Parkers Blue



U13 Cornflower Blue



A15 Medium Gray



G13 Sage Green



W18 Sand Fossil



R4 Deep Red



M20 Tuscan Sun



D12 Butterscotch



P2 Brushed Aluminum



P9 Brushed Nickel

DISCLAIMER:

Colors displayed on your screen may vary slightly from the actual product color due to differences in monitor calibration and lighting conditions. Sample chips are available upon request. **Not all finishes are available with all fixtures. Please consult factory for premium finishes.**



DIFFUSER COLORS

Primary Colors



Black (01)



Blue (02)



Green (03)



Red (04)



Yellow (05)

Earthtone Colors



Mint (27)



Sand (30)



Nutmeg (28)




Slate (29)



Azure (20)



Dusty Rose (25)




Taupe (23)



Cape Cod (31)



Peach (32)



Olive (22)

Retro Colors



Harvest Gold (40)



Pumpkin (44)



Avocado (41)



Tobacco (42)



Parchment (43)

Custom lens colors available, contact factory with Pantone or HEX code

DISCLAIMER:

Colors displayed on your screen may vary slightly from the actual product color due to differences in monitor calibration and lighting conditions. Sample chips are available upon request. **Not all finishes are available with all fixtures. Please consult factory for premium finishes.**



28435 Industry Drive., Valencia, California 91355
800-325-4448 / 661-257-0286 • fax 800-323-2346 / 661-257-0201
www.lightwayind.com • sales@lightwayind.com

