



*Parkwest Plastic Surgery & Spa / Diffuser P131*

**Patterns, colors, and imagery are powerful tools for shaping ambiance and conveying identity. When thoughtfully integrated into lighting, they do more than illuminate—they enrich the environment with warmth, character, and purpose.**

**Lightway** offers a versatile collection of pendant and flush-mounted ceiling fixtures, customizable with virtually unlimited design options. Whether it's patterns, branded imagery, or messaging, if you can envision it, Lightway can bring it to life—seamlessly blending your aesthetic vision into the lighting design.

Fixtures are available with **semi-translucent or opaque side diffusers**, allowing for tailored visual impact and light distribution. This flexibility ensures compatibility with a wide range of architectural styles and functional needs.

**Proudly made in America**, Lightway fixtures meet **Build America, Buy America (BABA)** standards—delivering exceptional craftsmanship, reliable performance, and full customization to suit your project requirements.



# LCLC-PATTERNS

## Construction:

- Choose a UV-stabilized, laminated side diffuser in a wide array of standard patterns or design your own pattern, message or company logo. Available with non-translucent or semi-translucent side lens options, this diffuser is expertly crafted to complement a range of aesthetic and functional design goals.
- By default, this fixture offers an assortment of arrays configured downward-facing on a shared chassis. For tailored distribution options, please contact the factory.
- The bottom diffuser features a white textured acrylic, providing a refined balance of soft diffusion and visual depth while maintaining an elegant, functional aesthetic. Let me know if you'd like alternative material options or adjustments to the description.
- The canopy and housing are expertly crafted from durable steel, enhanced with a sleek powder-coated finish for superior protection and modern appeal. The design is complemented by a high-quality acrylic lens, ensuring both functionality and refined aesthetics.

## Light Source:

- LED
- Incandescent socket base

## Notes:

- Mounting Kit Included for standard J-box
- **Build America, Buy America Act Compliant**
- UL and CUL listed **DAMP** location
- LED Array
  - Replaceable Module
  - CRI > 90
  - Dimming (10% or 1%)
  - Universal 120/277 volt standard
  - 5-Year Warranty on LED Components

Type:	
Job Name:	

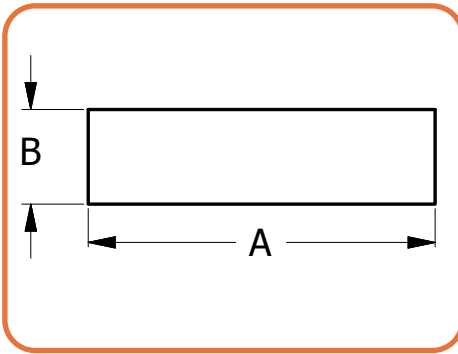


*Shown with side diffuser P104*



*Available in Pendant version, please see LCLH-Patterns*





LCLC-12  
LCLC-15  
LCLC-19  
LCLC-24  
LCLC-30  
LCLC-36

	DIM 'A'	DIM 'B'
LCLC-12	12.25"	4.5"
LCLC-15	15"	4.5"
LCLC-19	19"	5.25"
LCLC-24	24"	8"
LCLC-30	30"	8"
LCLC-36	36"	8"

## LED BASED ORDERING INFORMATION

Example: LCLC-15-LED-F1K-4-W2-CV-P104-DIM

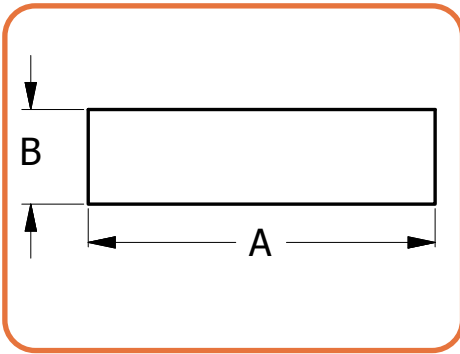
LCLC

Size	LED					Kelvin	Finish	Side Diffusers	Options
		Watts	Source Lumens	Dimming	Energy Star	1 2700K 2 3000K 3 3500K 4 4000K 5 5000K	See Finish Options Page 5	Diffuser Options on Page 6	DIM LED dimming driver (0 - 10v) DIMLD Line Voltage /TRIAC/ELV/120v See Resource Page
12-LED	F1H	9	1400	0-10v	YES			(CV##) Opaque/Solid (Part number example: CV-P1004) CV = Opaque/Solid side diffuser	ES Energy Star listed components T24 Title 24/JA8 Compliant (F10, F1P & F1Q configuration only)
	F1O	10	863	TRIAC/ELV	YES				
	F1P	15	1361	TRIAC/ELV	YES				
15-LED	F1K	13	2115	0-10v	YES			(CT)## Semi-Translucent (Part number example: CT-P1004) CT = Semi-Translucent side diffuser	CF - Center Finial  OCCHFA Concealed Occupancy Sensor See Sensor Resource Sheet
	F1P	15	1361	TRIAC/ELV	YES				
	F1Q	23	2057	TRIAC/ELV	YES				
19-LED	L1A	36	4000	0-10v	NO				Battery Backup Options (Requires 1 3/4" extension ring) Note available in LCLC-12 BB10 10 Watts (1170lm) for 90-Minutes
	F1Q	23	2057	TRIAC/ELV	YES				
24-LED	L1A	36	4000	0-10v	NO				
30-LED	O4C	36	4840	0-10v	NO				
36-LED	O8C	72	9680	0-10v	NO				
	O12C	107	14520	0-10v	NO				
	O12C	107	14520	0-10v	NO				



28435 Industry Drive., Valencia, California 91355  
800-325-4448 /661-257-0286  
www.lightwayind.com • sales@lightwayind.com





	DIM 'A'	DIM 'B'	OAH
LCLC-12	12.25"	4.5"	12"
LCLC-15	15"	4.5"	12"
LCLC-19	19"	5.25"	12"
LCLC-24	24"	8"	15"
LCLC-30	30"	8"	24"
LCLC-36	36"	8"	24"

## INCANDESCENT BASED ORDERING INFORMATION

Example: LCLC-36-8E26-NL-W2-CV-P1004

LCLC


NL

Size	Socket					Kelvin	Finish	Side Diffusers	Options
		Watts	Source Lumens	Dimming	Energy Star	NL Lamps provided by others	See Finish Options Page 5	Diffuser Options on Page 6  (CV##) Opaque/Solid (Part number example: CV-P1004) CV = Opaque/Solid side diffuser  (CT)## Semi-Translucent (Part number example: CT-P1004) CT = Semi-Translucent side diffuser	CF - Center Finial
12	2E26			TRIAC/ELV					
15	2E26			TRIAC/ELV					
19	3E26			TRIAC/ELV					
24	4E26			TRIAC/ELV					
30	8E26			TRIAC/ELV					
36									






## Standard Finishes



W1 Yolk



W2 Gloss White



W3 Textured White



W13 Pearl Beige



B1 Satin Black




B2 Textured Black



Z3 Textured Bronze




Z1 Satin Bronze



M13 Anodized Silver



T4 Shimmer Gray




T6 Pewter



T1 Silver Gray



T5 Textured Silver



M17 Brass Powder

## Premium Finishes - Contact Factory For Pricing



U12 Parkers Blue



U13 Cornflower Blue



A15 Medium Gray



G13 Sage Green



W18 Sand Fossil



R4 Deep Red



M20 Tuscan Sun



D12 Butterscotch

### DISCLAIMER:

Colors displayed on your screen may vary slightly from the actual product color due to differences in monitor calibration and lighting conditions. Sample chips are available upon request. **Not all finishes are available with all fixtures. Please consult factory for premium finishes.**



28435 Industry Drive., Valencia, California 91355  
800-325-4448 / 661-257-0286 • fax 800-323-2346 / 661-257-0201  
www.lightwayind.com • sales@lightwayind.com



# DIFFUSER PATTERNS



#P100



#P101



#P102



#P103



#P104



#P105



#P106



#P107



#P108



#P109



#P110



#P111



#P112



#P113



#P114



#P115

## DISCLAIMER:

COLORS DISPLAYED ON YOUR SCREEN MAY VARY SLIGHTLY FROM THE ACTUAL PRODUCT COLOR DUE TO DIFFERENCES IN MONITOR CALIBRATION AND LIGHTING CONDITIONS.  
SAMPLE CHIPS ARE AVAILABLE UPON REQUEST. NOT ALL FINISHES ARE AVAILABLE WITH ALL FIXTURES. PLEASE CONSULT FACTORY FOR PREMIUM FINISHES.



28435 Industry Drive., Valencia, California 91355  
800-325-4448 / 661-257-0286  
www.lightwayind.com • sales@lightwayind.com



Revision: 01/26/2026



# DIFFUSER PATTERNS



#P116



#P117



#P118



#P119



#P120



#P121



#P122



#P123



#P124



#P125



#P126



#P127



#P128



#P129



#P130



#P131

## DISCLAIMER:

COLORS DISPLAYED ON YOUR SCREEN MAY VARY SLIGHTLY FROM THE ACTUAL PRODUCT COLOR DUE TO DIFFERENCES IN MONITOR CALIBRATION AND LIGHTING CONDITIONS. SAMPLE CHIPS ARE AVAILABLE UPON REQUEST. NOT ALL FINISHES ARE AVAILABLE WITH ALL FIXTURES. PLEASE CONSULT FACTORY FOR PREMIUM FINISHES.



28435 Industry Drive., Valencia, California 91355  
800-325-4448 / 661-257-0286  
www.lightwayind.com • sales@lightwayind.com



Revision: 01/26/2026

# DIFFUSER PATTERNS



#P132



P133



#P134



P135



#P136



P137



#P138



#P139



#P140



#P141



#P142



#P143



#P144



#P145



# Custom

## DISCLAIMER:

COLORS DISPLAYED ON YOUR SCREEN MAY VARY SLIGHTLY FROM THE ACTUAL PRODUCT COLOR DUE TO DIFFERENCES IN MONITOR CALIBRATION AND LIGHTING CONDITIONS.  
SAMPLE CHIPS ARE AVAILABLE UPON REQUEST. NOT ALL FINISHES ARE AVAILABLE WITH ALL FIXTURES. PLEASE CONSULT FACTORY FOR PREMIUM FINISHES.



28435 Industry Drive., Valencia, California 91355  
800-325-4448 /661-257-0286  
www.lightwayind.com • sales@lightwayind.com



Revision: 01/26/2026



# DIFFUSER PATTERNS



#P1000



P1001



#P1002



P1003



#P1004



P1005



#P1006



#P1007



#P1030



#P1031



#P1032



#P1033



#P1034



# Custom

## DISCLAIMER:

COLORS DISPLAYED ON YOUR SCREEN MAY VARY SLIGHTLY FROM THE ACTUAL PRODUCT COLOR DUE TO DIFFERENCES IN MONITOR CALIBRATION AND LIGHTING CONDITIONS.  
SAMPLE CHIPS ARE AVAILABLE UPON REQUEST. NOT ALL FINISHES ARE AVAILABLE WITH ALL FIXTURES. PLEASE CONSULT FACTORY FOR PREMIUM FINISHES.



28435 Industry Drive., Valencia, California 91355  
800-325-4448 /661-257-0286  
[www.lightwayind.com](http://www.lightwayind.com) • [sales@lightwayind.com](mailto:sales@lightwayind.com)

